

Rainbow by Alcatel-Lucent Enterprise Quick Start Guide

for PC/Mac/Web

The main features of the **Rainbow by Alcatel-Lucent Enterprise™** for the Desktop application include:

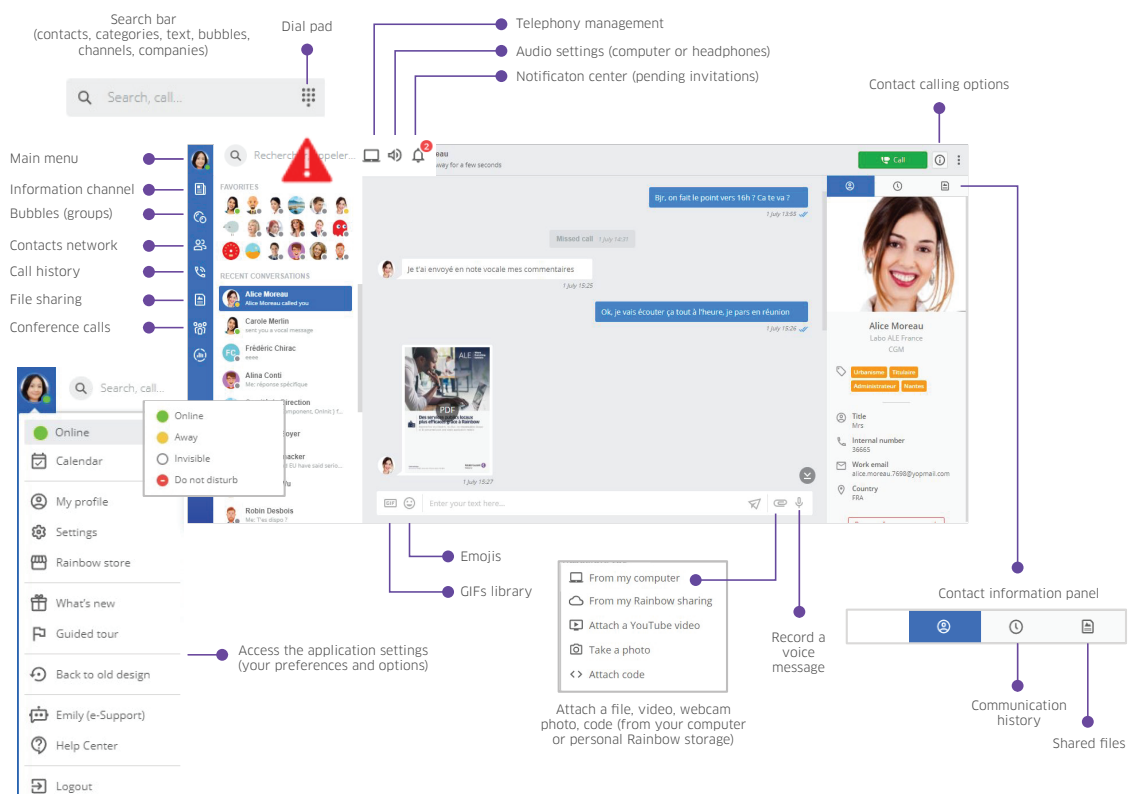
Telephony

- Remote control of your desk phone, one-click call, softphone, use of an external fixed or mobile telephone line
- Automatic availability detector (engaged, available, etc.)
- Voicemail notification
- Call management: re-dial, transfer, three-way conference, call forwarding to voicemail or another line
- Detailed call history
- Common telephone directory for all company users

Collaboration

- Contact management
- Contact search in both company directories and personal contact lists (Microsoft Outlook)
- Instant messaging and automatic presence identifier
- Audio/video communications with other users with screen sharing and recording capabilities
- Bubbles (groups) with users both within and outside the organization
- Video-web conferencing with up to 120 internal or external participants (voice, video, screen sharing), with 12 simultaneous video streams per participant (6 on smartphone)
- Audio conferences (with or without screen sharing) with up to 100 internal or external participants
- Access to an internal or external information channel feature with multimedia files and votes (text, links, images, files, videos)
- Personal cloud-file storage

Discover your mobile collaboration solution



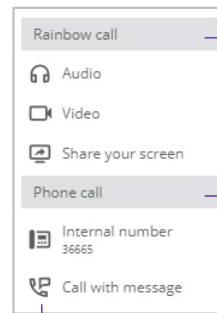
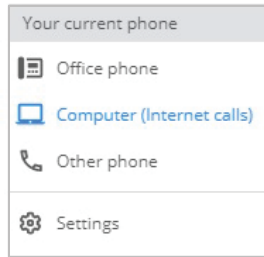
Quick Start Guide

Rainbow by Alcatel-Lucent Enterprise for Desktop application

Manage phone calls

Select the preferred mode for your calls, depending on your work situation

- Your Android or iPhone mobile
- Your deskphone extension
- Take calls on your computer (VoIP)
- Another line, e.g. such as your home phone (remote working)
- Manage preferences and call forwarding specifications

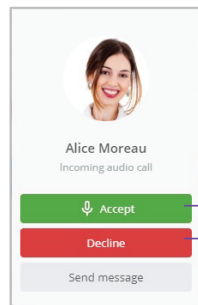
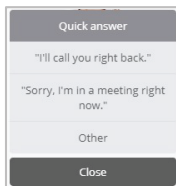


Make an audio or video call via the internet (VoIP) (this type of call does not use your business telephony system)

Make a phone call and reach your contact on his/her business phone number, as you would do with your phone (double calls, transfers)

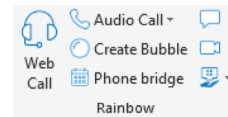
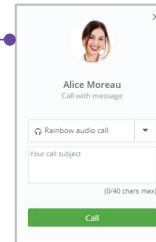
Incoming call pop-up

Send an instant message if you're unavailable



Accept call on your computer

- Accept call on your phone
- Decline an incoming call on your phone

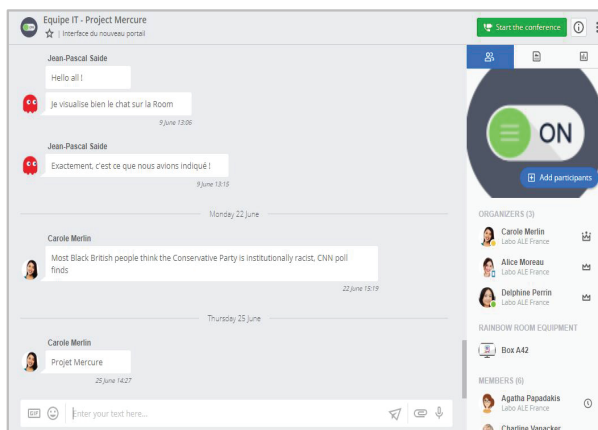



Start or pick-up a second call, then transfer it or start a three-party conference


The Rainbow Microsoft Outlook add-in allows you to become even more productive through the addition of more communication capabilities (ex. click-to-call someone in your email)

Bubbles & web conferencing

- To create a bubble (group), give it a name and define a topic, then invite relevant participants (internal or external and users with or without a Rainbow account).
- You can send a web link to participants in order to join your Bubble. Simply copy and paste it into your email or calendar platform.
- At any time, you can start a web conference with all the participants in your group.



- Web conferencing enables you to benefit from audio, video and screen sharing capabilities with all participants
- Each participant can view up to five video streams at once and can select one to enlarge in the gallery mode or view up to 12 simultaneous video streams in the mosaic mode
- Anyone can connect to a conference via their web browser, mobile phone (Android & iOS), desktop (Windows or Mac), or through the **Rainbow Room** solution



Find out more about all the features offered by the Rainbow application by going to our online Help Center: <https://support.openrainbow.com/hc>

You can also install the Rainbow application on your mobile.

